

SBD International Airport

Quarterly Report: July 2020



SBD Good Neighbor Program

In July 2020, SBD International Airport launched the SBD Good Neighbor Program. This proactive effort allows the airport to inform the community about new and ongoing developments at the airport.



COMMUNITY OUTREACH



RECEIVE FEEDBACK



EDUCATE THE REGION



PROVIDE CONSISTENT REPORTING



Program Components

By committing to ongoing dialogue, sharing up-to-date information, and increasing mechanisms to receive feedback, program will ensure SBD remains a good neighbor.



COMMUNITY OUTREACH

Presentations, reports to jurisdictions, communications efforts



EDUCATION

Use website to provide information, explanatory videos



COMMUNICATIONS

Reports to the Board, e-newsletter, social media



GAIN FEEDBACK & LISTEN

Noise comment and general feedback forms



PHONE

Dedicated noise hotline

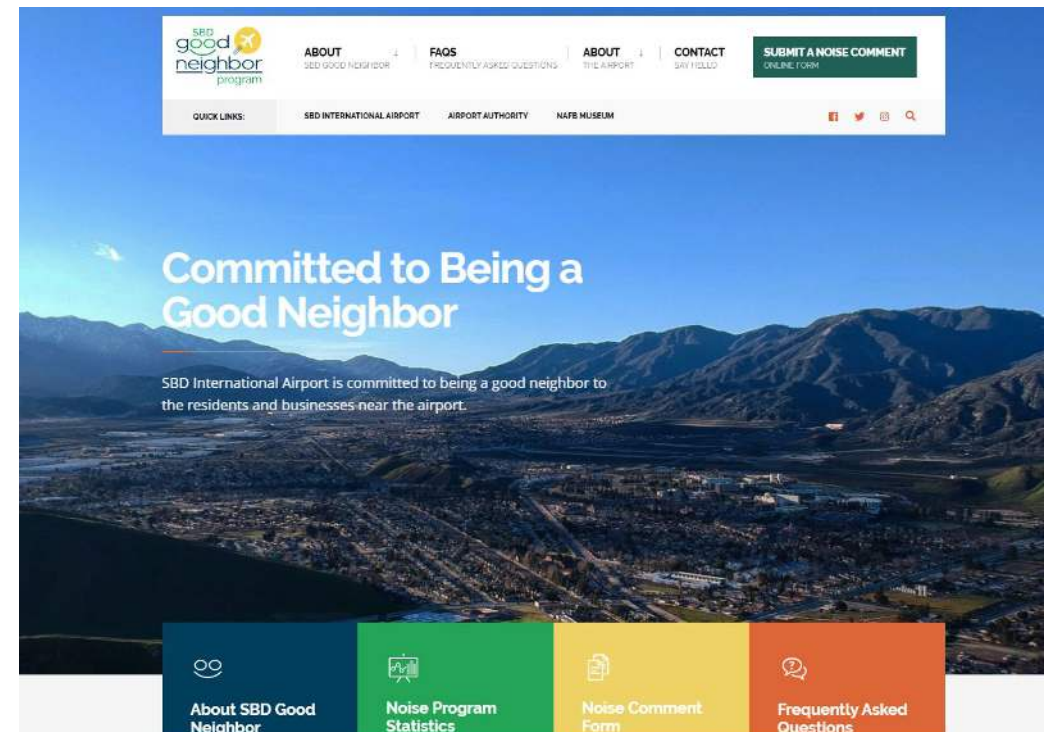


EMAIL

info@sbdgoodneighborprogram.com

SBD Good Neighbor Program Activities

- Created SBD Good Neighbor brand
- Developed [SBD Good Neighbor](#) website
- Launched program July 6
- Regular social media posts
- NBAA article July 8
- Highland Community News article July 9



Disclaimer: SBD Good Neighbor Program

SBD Good Neighbor Program Noise Report presents noise monitoring information managed by the SBD Good Neighbor Program. SBD International Airport has no authority over the movement of aircraft or the direction of flight. The authority to regulate flight patterns of aircraft is vested exclusively in the Federal Aviation Administration (FAA). FAA air traffic controllers have the responsibility for directing aircraft on the ground and in flight, and the pilot in command has the final authority as to the safe flight of her/his aircraft. Pilots in command make the final decisions relative to runway use; therefore, pilots may request to use any available runway. Neither the airport nor the FAA air traffic controllers may restrict a pilot's access to an available runway.

Introduction

Quarterly Report July 2020



TOTALS & TRENDS



COMMENTS YEAR-TO-DATE



COMMENT BREAKDOWN



COMMENT MAP

APRIL AND MAY 2020

A very quiet spring.

A detailed look at the first two months of the quarter.

Comments in April

SBD International Airport

April 2020

Zero noise comments in April

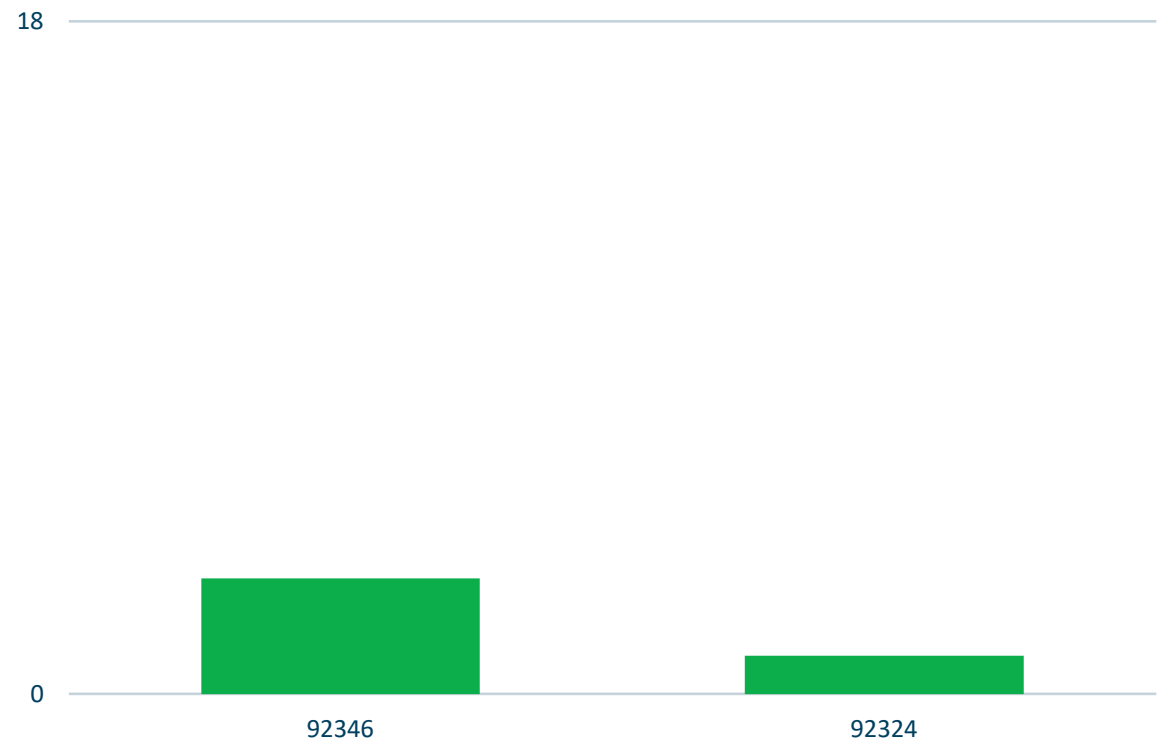
Comments in May

SBD International Airport

May 2020

ZIP CODE	CITY	COMMENTS	HOUSEHOLDS	COMMENTS/ HOUSEHOLD
92346	Highland	3	3	1.0
92324	Colton	1	1	1.0
TOTALS		4	4	1

Area Ranking by Zip Code (All)

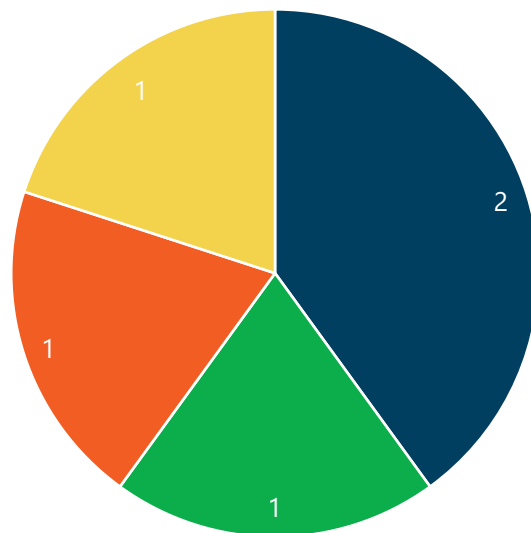


Comment Breakdown

SBD International Airport

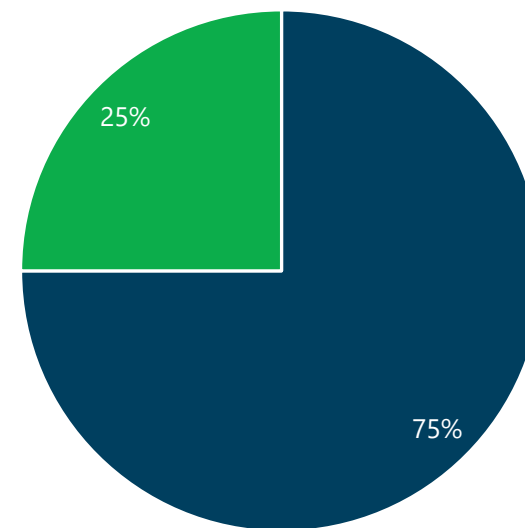
May 2020

Comments by Type



■ Frequency of flights ■ Flying over home ■ Low flying ■ Unusually loud

Filing Method



■ Web form ■ Hotline

JUNE 2020

A detailed look at the last month.

**US Forest Service
activity made for an
unusual June.**

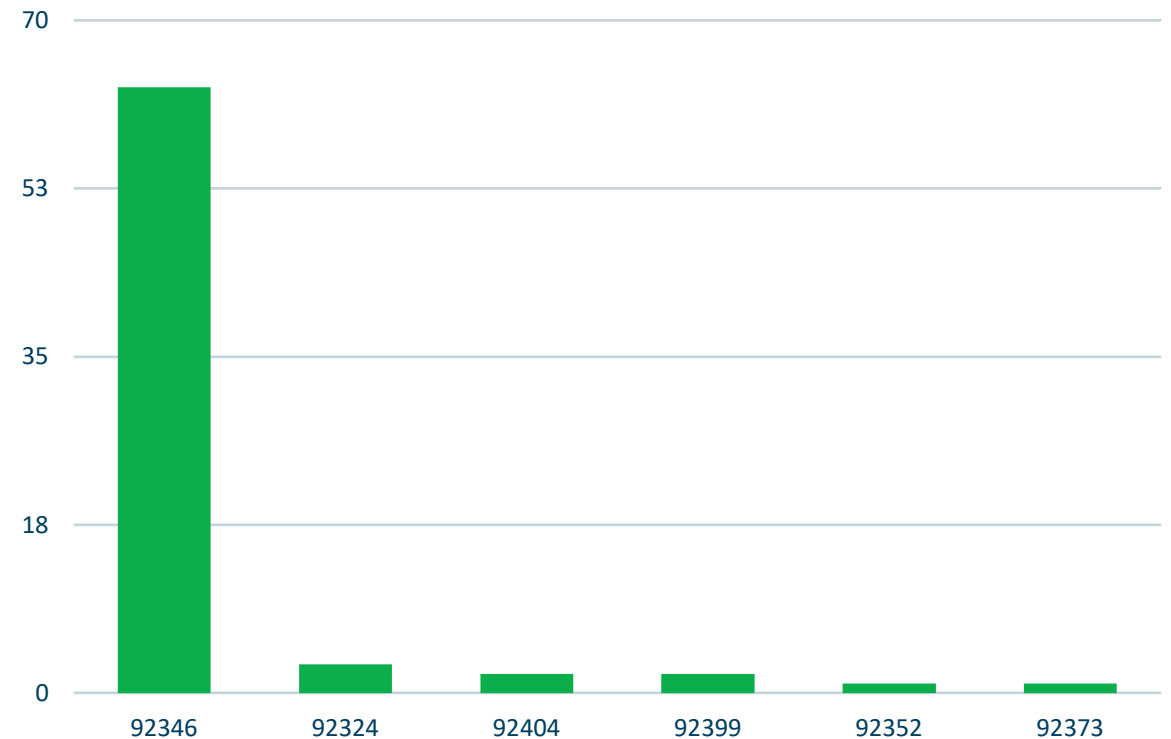
Comments in June

SBD International Airport

June 2020

ZIP CODE	CITY	COMMENTS	HOUSEHOLDS	COMMENTS/ HOUSEHOLD
92346	Highland	63	30	2.1
92324	Colton	3	1	3.0
92399	Yucaipa	2	1	2.0
92404	San Bernardino	2	1	2.0
92352	Lake Arrowhead	1	1	1.0
92373	Redlands	1	1	1.0
TOTALS		72	35	2

Area Ranking by Zip Code (All)

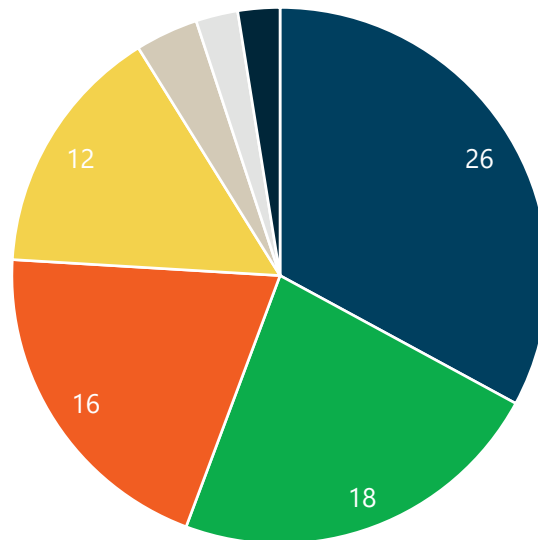


Comment Breakdown

SBD International Airport

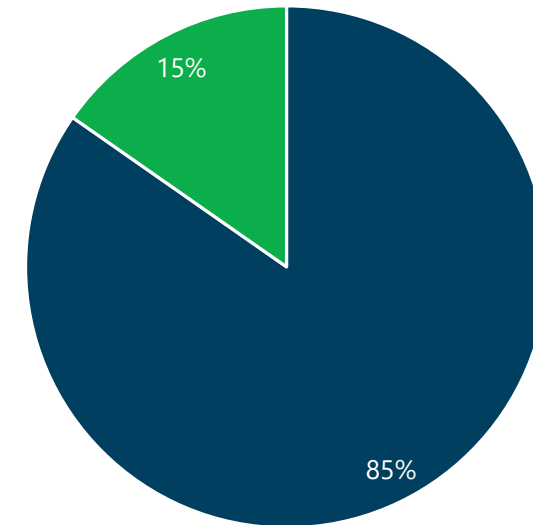
June 2020

Comments by Type



- Flying over home
- Low flying
- Frequency of flights
- Unusually loud
- Vibration / rumbling
- Late night/early morning
- Sustained noise (>5 minutes)

Filing Method



- Web form
- Hotline

TOTALS & TRENDS

A look at the cumulative number of comments and their areas of origination.

Noise comments for SBD International Airport are increasing.

Totals & Trends

SBD International Airport

January – June 2020

43

Distinct households
filed aircraft noise
comments this year.

83

Noise comments
received from those
households.

ZIP CODE	CITY	COMMENTS	HOUSEHOLDS	COMMENTS/ HOUSEHOLD
92346	Highland	66	33	2.0
92324	Colton	5	1	5.0
92399	Yucaipa	3	2	1.5
92509	Riverside	2	1	2.0
92373	Redlands	2	2	1.0
92404	San Bernardino	2	1	1.0
92354	Loma Linda	1	1	1.0
92352	Lake Arrowhead	1	1	1.0
N/A	N/A	1	1	2.0
TOTALS		83	43	1.9

COMMENT BREAKDOWN

What people are saying about activities at SBD.

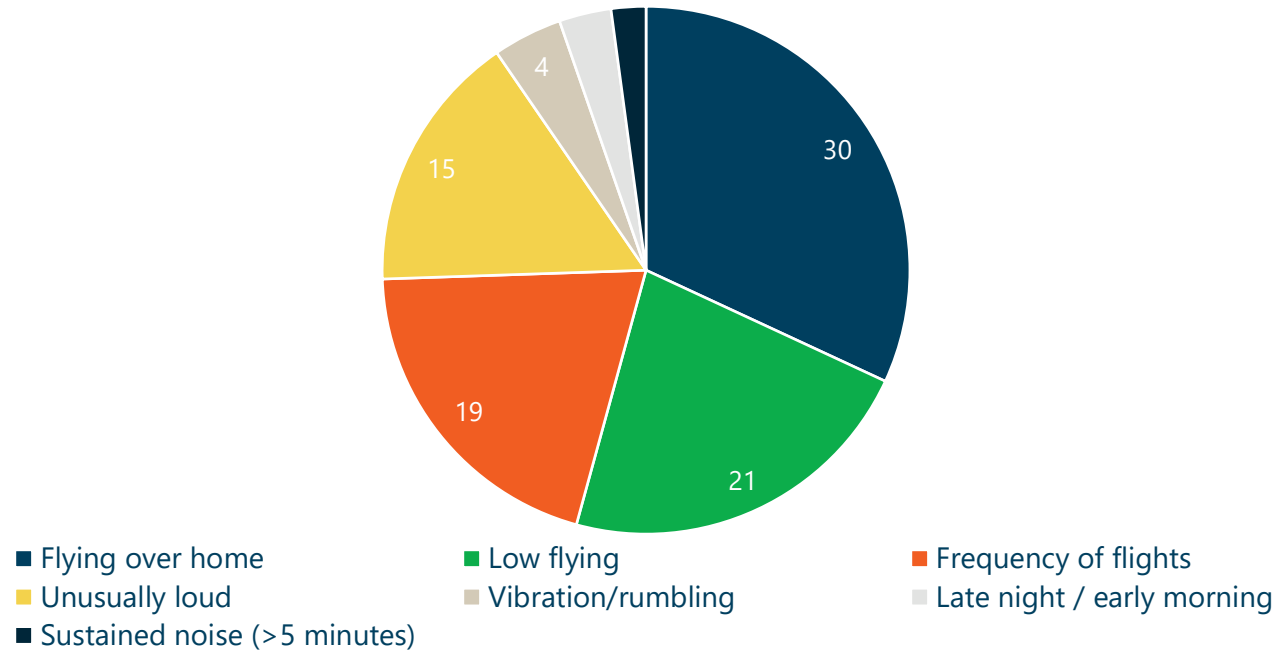
Most people are concerned about an airplane's proximity to their home.

Comment Breakdown

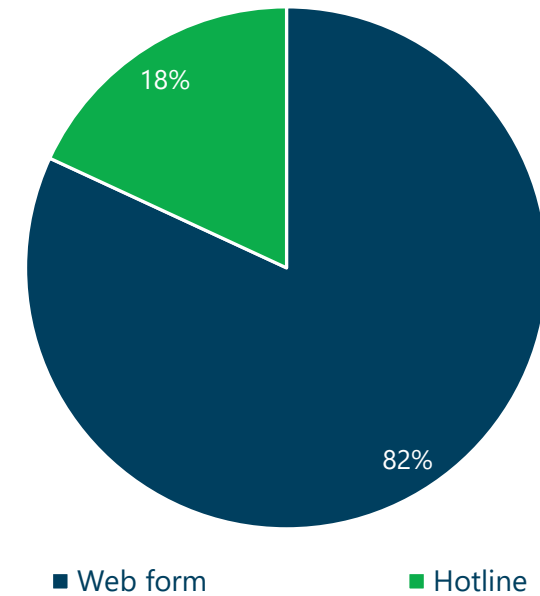
SBD International Airport

January – June 2020

Comments by Type



Filing Method



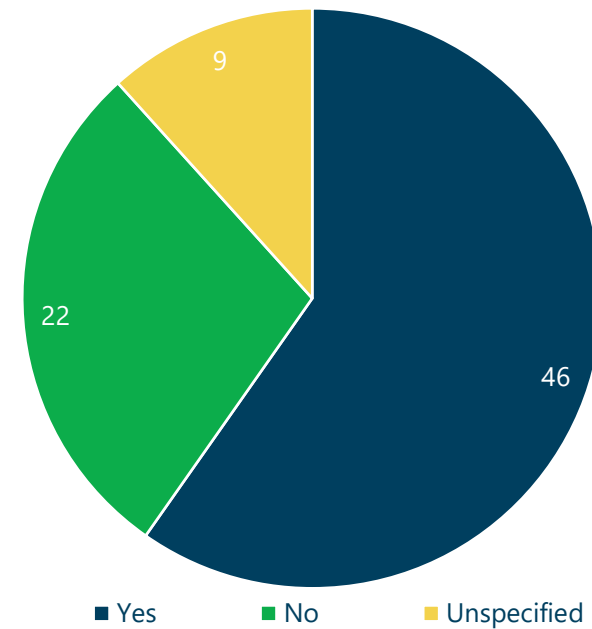
Comment Breakdown

SBD International Airport

January – June 2020

COMMENT TYPE	MENTIONS
Flying over home	30
Low flying	21
Frequency of flights	19
Unusually loud	15
Vibration/rumbling	4
Late night/early morning	3
Sustained noise (>5 minutes)	2

Response Requested



COMMENT MAP

A look at where the comments originate.

**Most comments
come from within
5 miles of the
airport.**

Comment Map

SBD International Airport

January – June 2020

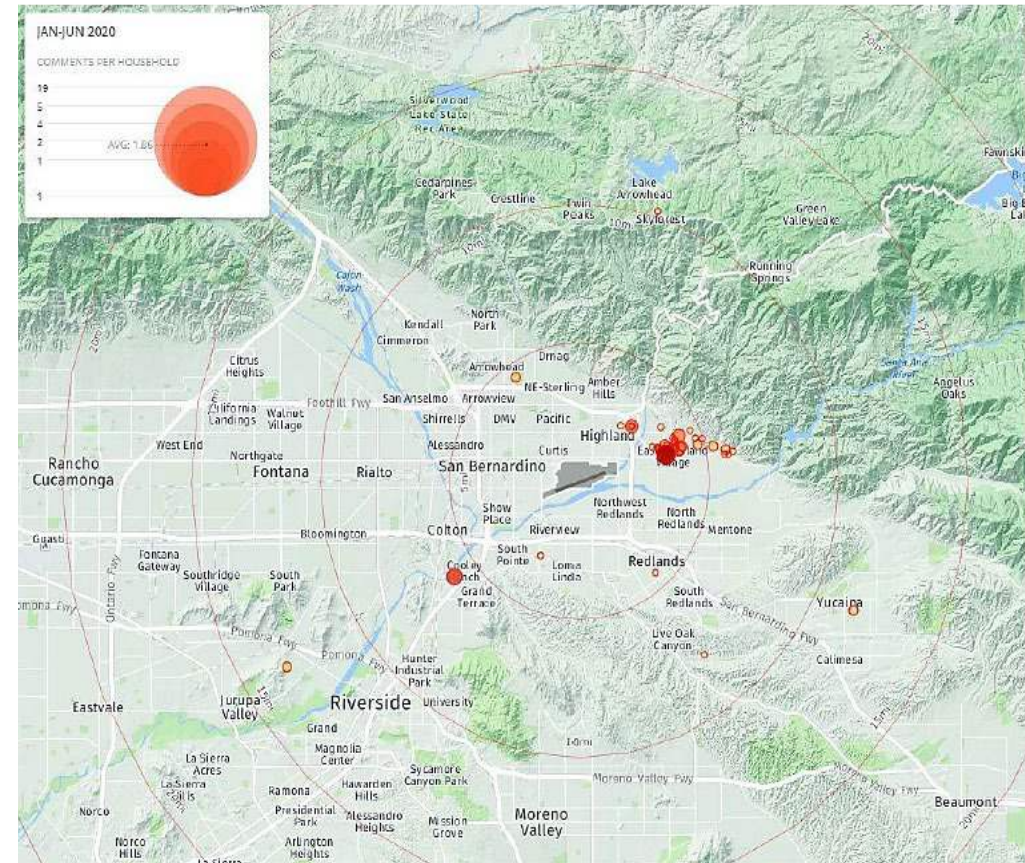
43

Distinct households
filed aircraft noise
comments this year.

83

Noise comments
received from those
households.

Comments per household



NOTE: Noise comments from households submitted without valid address information are not depicted on the map.

Final Thoughts

A significant increase in fire-fighting flight operations at SBD International Airport in June negatively impacted the airport, but comments have declined since fire-fighting aircraft have reduced operations. Although noise comments are increasing, they remain considerably lower than at any other airport in California.

The launch of the SBD Good Neighbor Program will increase community access to information about airport activities and will ensure that local residents and business owners stay abreast of developments.

